

UHF 430Mhz Antenna

MODEL: TH-430C



1.. GENERAL DESCRIPTION

Model No	P/N
TH-430C	TH430C-SMA(M)

Below is a table summarizing the antenna design specification.

1.1 Electrical Properties

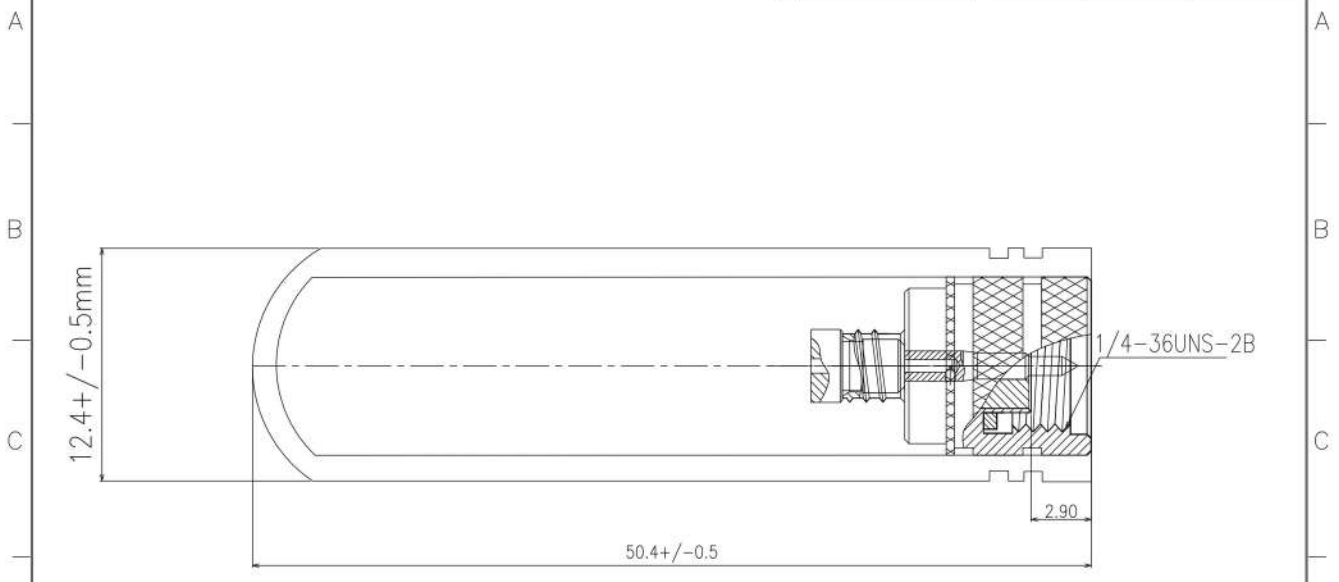
Parameter	Description
Frequency Band	425~435MHz ON GND
Nominal Impedance	50 ohm
Polarization	Vertical
Electrical Wave	1 /4λ
Admitted Power radiation	1W
V.S.W.R	2.0:1 Max
Antenna Peak Gain	0~2 dB

1.2 Mechanical Properties

Parameter	Description
Antenna Type	External Antenna
Material	TPU
Touch Type	Screw Type
Connector Type	SMA (Male)
Antenna Dimensions	OD12.4 x 50.4mm±0.5
Antenna Color	Black
Operating Temperature Range	-30°C~+80°C
Storage Temperature Range	-30°C~+80°C

1 2 3 4

REV.	DESCRIPTION	DRAWN/DATE	CHECK/DATE	APPROVED/DATE
A		Wade/2015.07.14	TONY/2015.07.14	ROBERT/2015.07.14



BOM

ITEM	ITEM NAME	MATERIAL	FINISH	QTY/EA	REMARK
1					

THIS DRAWING IS A CONTROLLED DOCUMENT	
GENERAL TOLERANCE	ANGLE TOLERANCE
X ±0.38	X' ±3.0°
XX ±0.25	X ±2.0°
XXX ±0.15	XX ±1°
UNLESS OTHERWISE SPECIFIED	
1. REMOVE ALL BURRS	
2. BREAK ALL SHARP EDGES CO. 2 MAX.	
3. CHAMFER 1:1 ON LAST THREADS AS	
4. MACHINE SURFACE ROUGHNESS	
5. DIMENSIONS ON DRAWING AS FOLLOWS	
6. ALL DIMENSIONS ARE AFTER PLATING	
MATERIAL	FINISH

DRAWN	DATE
wade	07/15/2014
CHECKED	DATE
APPROVED	DATE
UNIT	mm [INCHES]
CUSTOMER DRAWING	RFQ NO: 1040208

百展科技有限公司

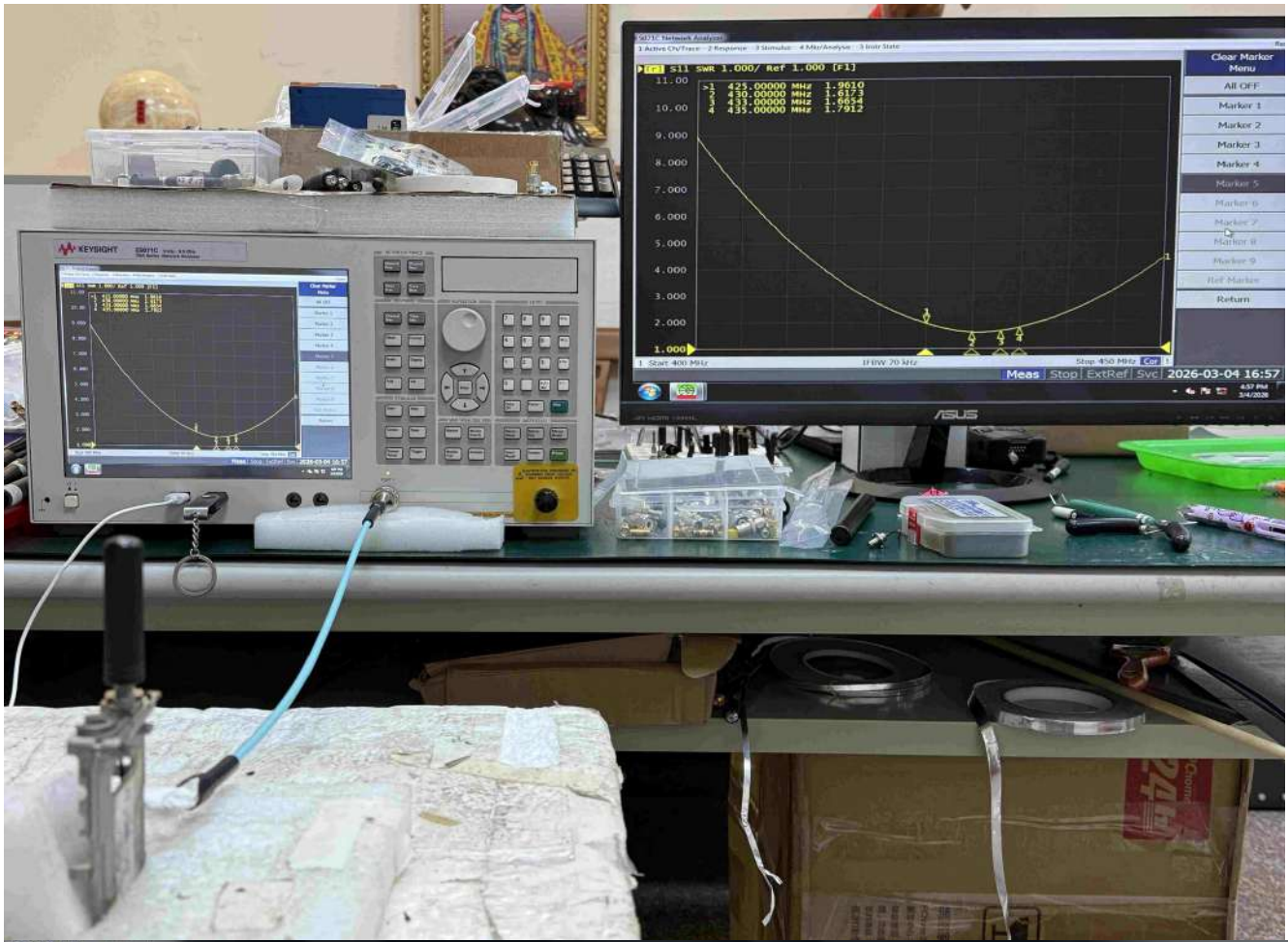
425~435Mhz

TH430C-SMA(M)

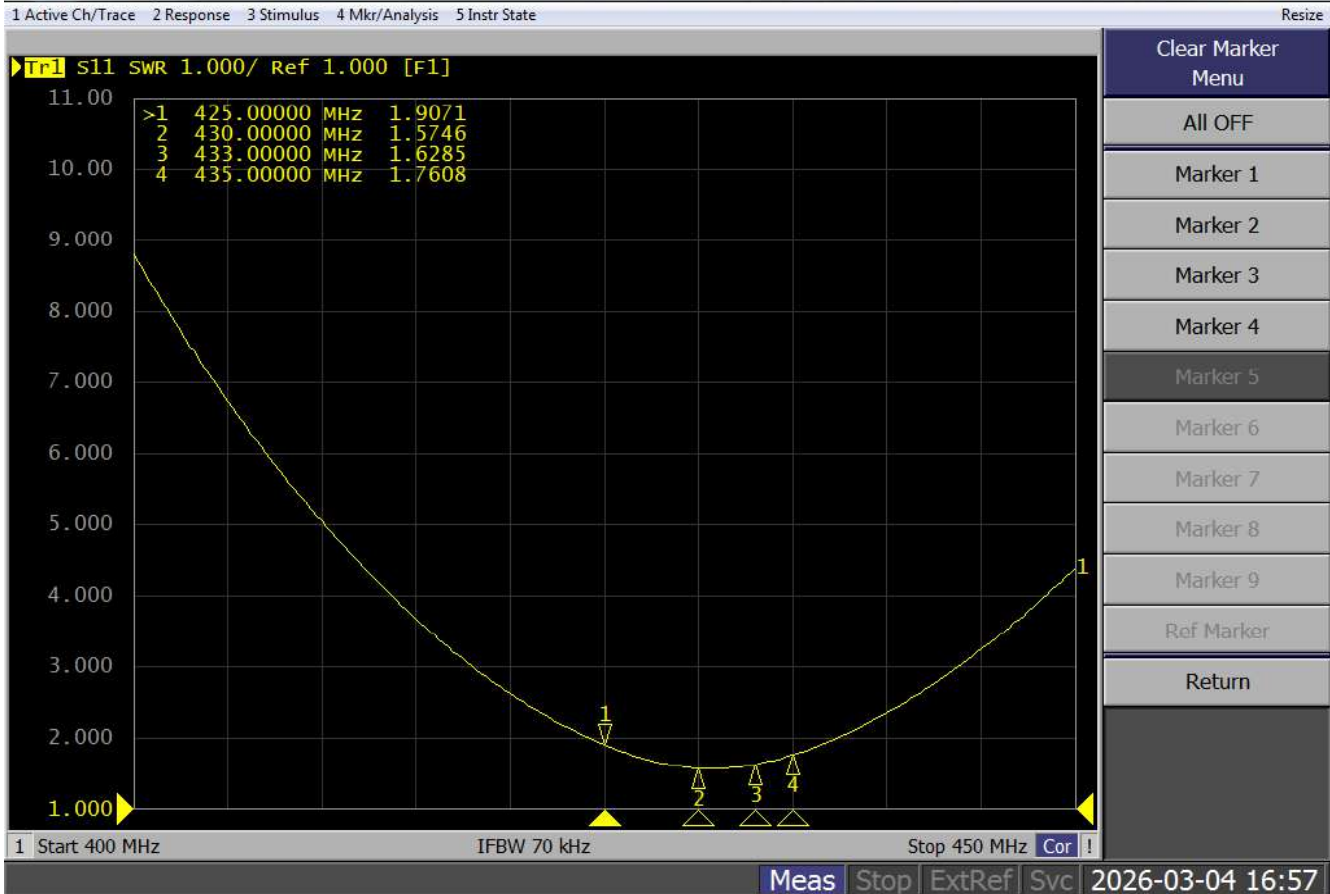
REV: B

SHEET 1 of 1
FILE NO: TH1E-B

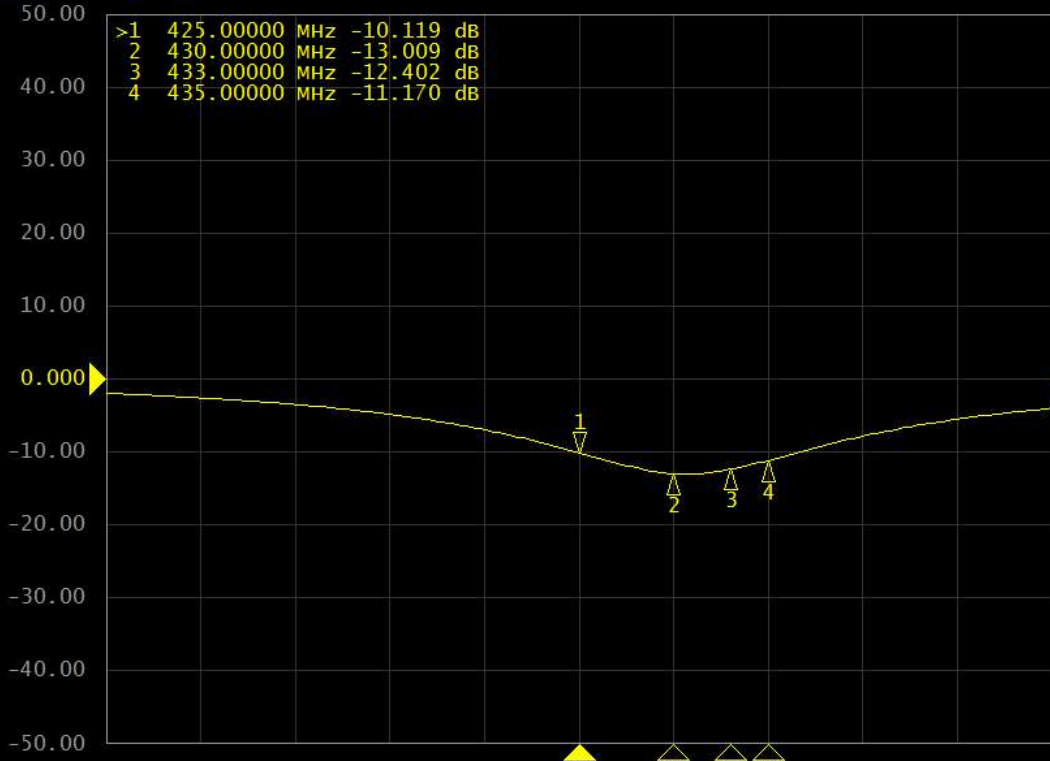
1 2 3 4



E5071C Network Analyzer



▶ Tr1 S11 Log Mag 10.00dB/ Ref 0.000dB [F1]



Format

Log Mag

Log Mag

Phase

Group Delay

Smith

Polar

Lin Mag

SWR

Real

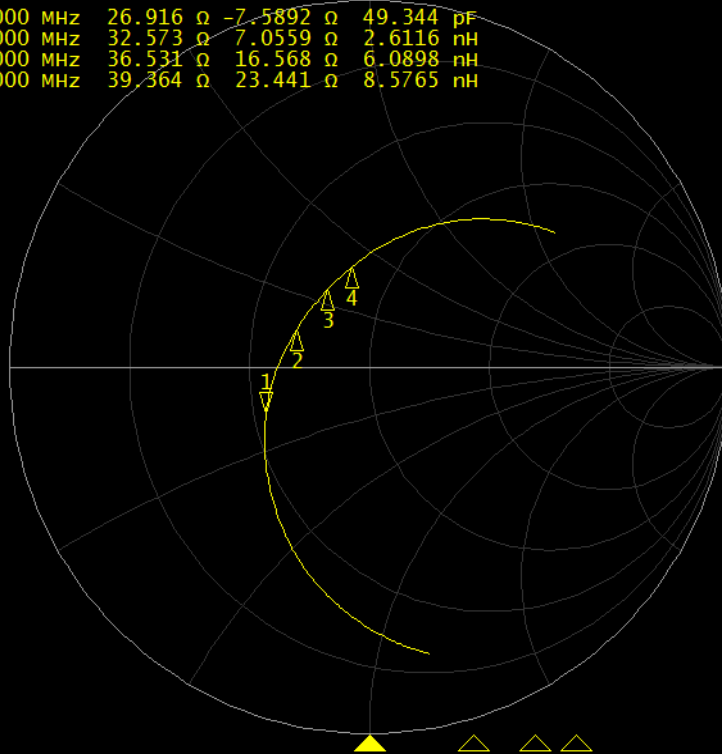
Imaginary

Expand Phase

1 Start 400 MHz IFBW 70 kHz Stop 450 MHz Cor !

▶ **Tr1** S11 Smith (R+jX) Scale 1.000U [F1]

>1	425.00000	MHz	26.916	Ω	-7.5892	Ω	49.344	pF
2	430.00000	MHz	32.573	Ω	7.0559	Ω	2.6116	nH
3	433.00000	MHz	36.531	Ω	16.568	Ω	6.0898	nH
4	435.00000	MHz	39.364	Ω	23.441	Ω	8.5765	nH



Format
Smith (R+jX)

Log Mag

Phase

Group Delay

Smith
R + jX

Polar

Lin Mag

SWR

Real

Imaginary

Expand
Phase

1 Start 400 MHz IFBW 70 kHz Stop 450 MHz Cor !